


CMS Dashboard Business Customers

CHURCH RESOURCES

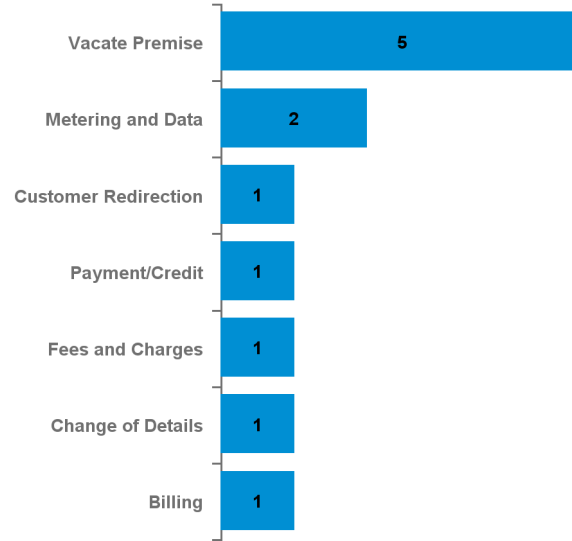
Closed Case Summary - Past 30 days

| | 1. 0 - 7 Days | 2. 8 - 15 Days | 3. 16 - 20 Days | 4. 20 + Days |
|------------|---------------|----------------|-----------------|--------------|
| Case Count | 18 | 1 | 1 | 1 |
| Actual % | 86% | 90% | 95% | 100% |

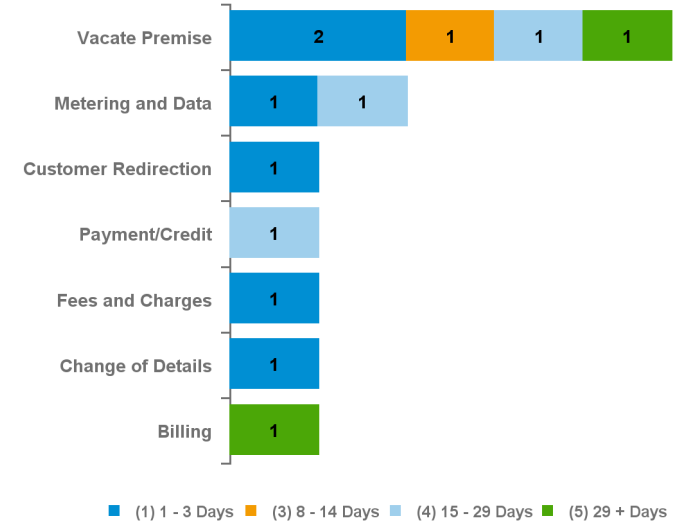
Open Case Count by Ageing : 12



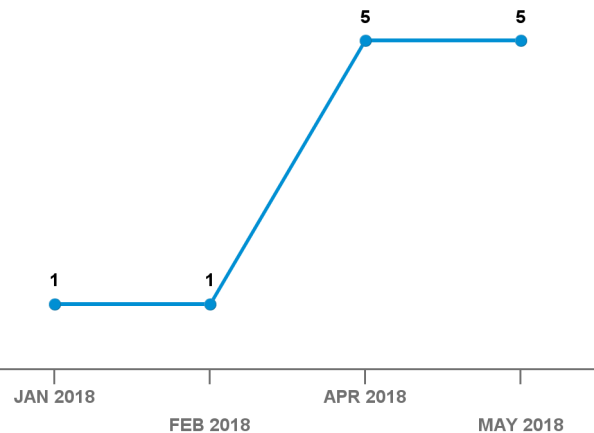
Case Count by Category : 12



Case Count by Category & Ageing : 12



Open Case Count by Ageing (Month Created) : 12



Closed Case Summary - Past 12 Months - By Age : 950

